

NEPTUNE LED LIGHT - DATA SHEET

REVISION:2025-02-18



TYPE

- LED Zone 2 Floodlight and Bulkhead.

APPLICATION

- General Industrial, Zone 2 and 21/22 hazardous areas.

CONSTRUCTION

- Aluminium die cast housing.
- Tempered front glass with complete surrounding stainless steel clamp plate.

LAMP TYPE

- 36 Osram Oslon Square LED's with bypass redundancy Zerner Diodes.
- Colour 5000K. (4000k or 6000K available on requested)
- 64 Degree symmetrical beam. (Other optics available on request)
- Total flux: 137240 lm (Photometric test report and IES files available on request)

MOUNTING

- Stainless steel Floodlight swivel stirrup bracket with secondary lock screws.
- Roof or wall mounting plates.
- (other mounting brackets available on request)

ELECTRICAL SPECIFICATIONS

- Input voltage is 220-240VAC + - 10%, 50/60Hz.
- PFC > 0.96 Supply wattage: 100W.

CERTIFICATION

Ex nA IIC T4 Gc Ex tb IIIC T108°C Db IP65
IA No: MASC S/20-2243X

ORDER INFORMATION

<u>PART NUMBER</u>	<u>DESCRIPTION</u>
AMNEP-050-63	50W, Zone 21/22, 2, 63 sym. beam
AMNEP-080-63	75W, Zone 21/22, 2, 63 sym. beam
AMNEP-108-63	100W, Zone 21/22, 2, 63 sym. beam
AMNEP-050-S63	50W, IP, 63 sym. beam
AMNEP-080-S63	75W, IP, 63 sym. beam
AMNEP-108-S63	100W, IP, 63 sym. beam

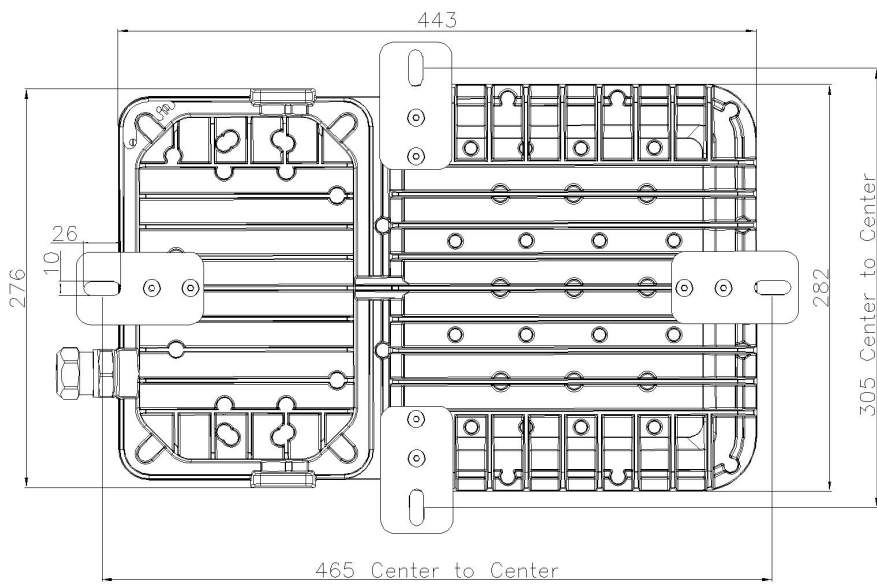
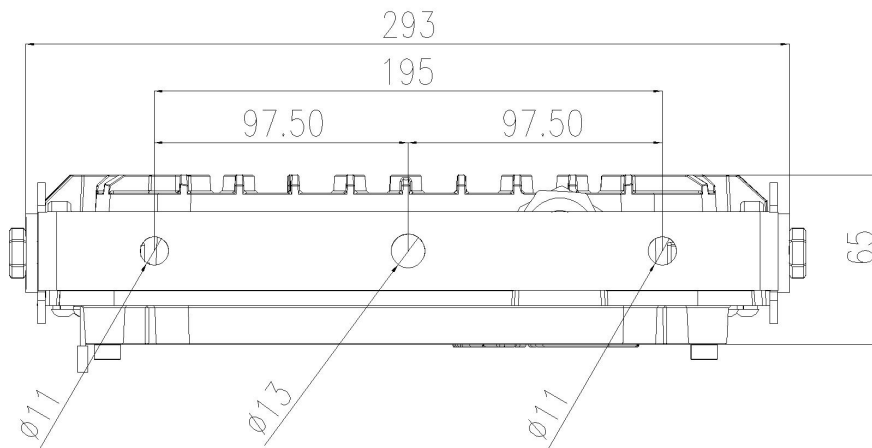
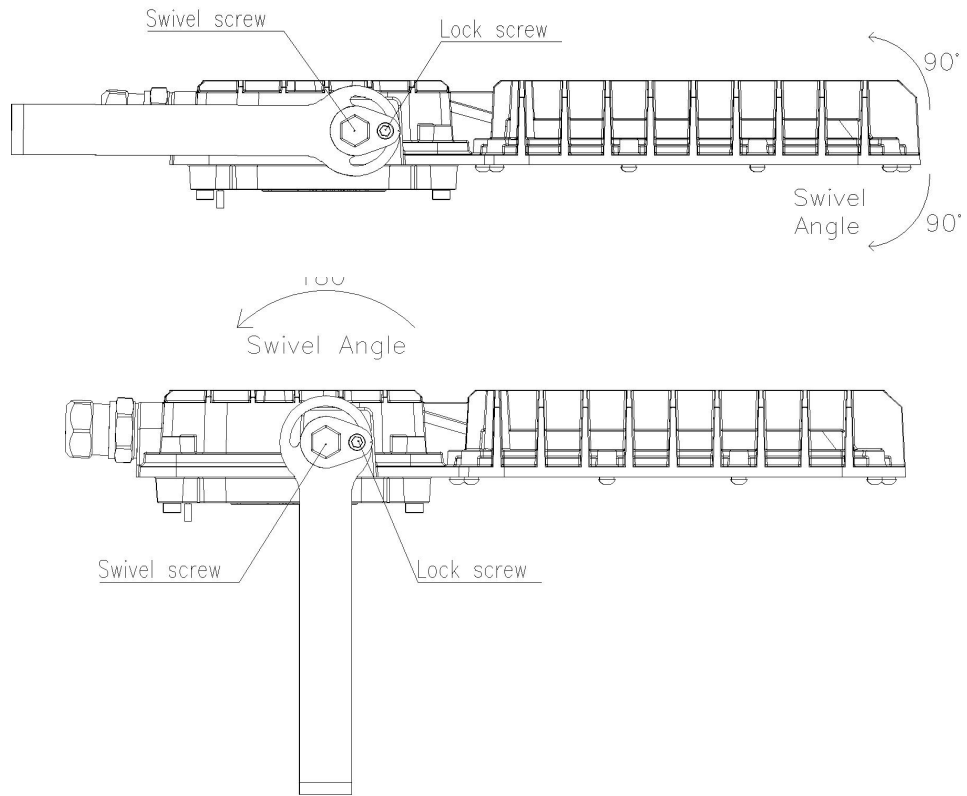
PLEASE NOTE:

DUE TO TECHNICAL VARIANCES AND CHANGING TECHNOLOGY DETAILS ARE SUBJECT TO CHANGE WITHOUT PRIOR NOTICE

Electroflame (PTY) LTD
Design | Manufacture | Supply
Ex Equipment



DIMENSIONAL INFORMATION



WEIGHT

6.5 KG.